

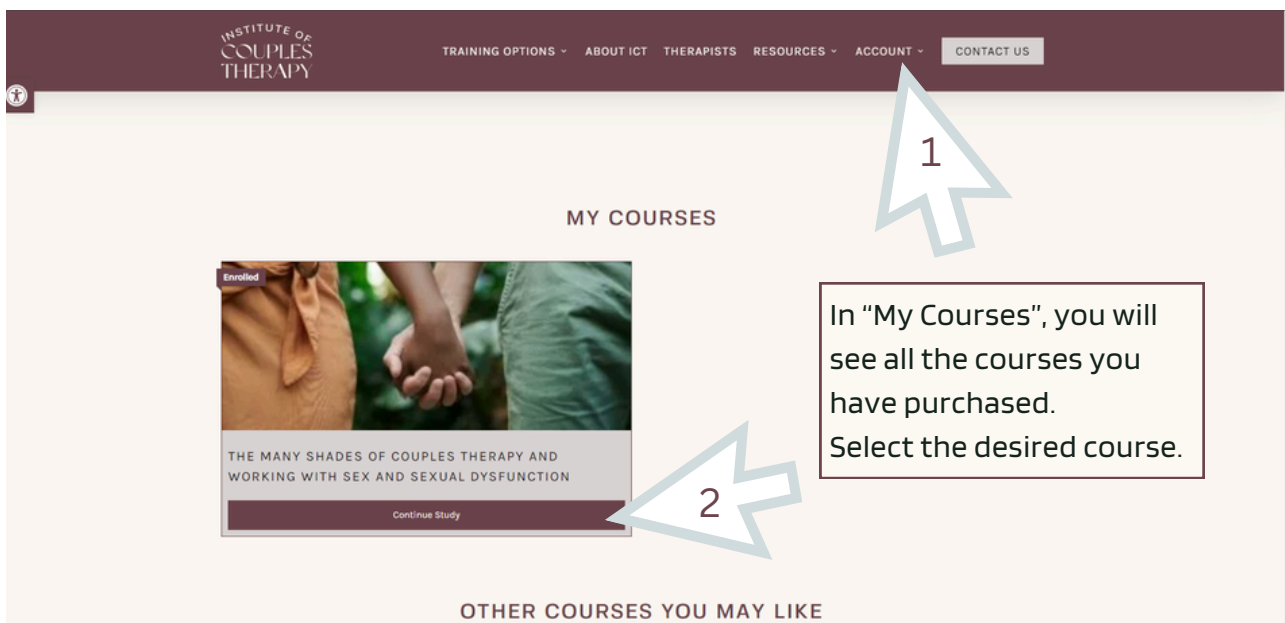


Quick Guide: How To View Recorded Webinar & Download Your CPD Certificate from ICT

We're delighted you've completed one of our courses and are ready to receive your CPD certificate. Your dedication to expanding your professional skills is something we deeply value, and we're here to make the process of downloading your certificate as smooth and easy as possible. Follow the simple steps below to access your certificate and proudly showcase your achievement!

Step 1: Access to the course

1. Click on **"My Course"** in the dropdown of **"Account"** on navigating bar.
2. Select the desired course you have purchased.



Step 1.1 & 1.2

Step 2: Course Content

Click on the first bar **"Video"** to view the recorded version of the webinar.



INSTITUTE OF COUPLES THERAPY

TRAINING OPTIONS - ABOUT ICT THERAPISTS RESOURCES - ACCOUNT - CONTACT US

The Many Shades of Couples Therapy and Working with Sex and Sexual Dysfunction

0% COMPLETE Last activity on September 10, 2024 7:53 pm

COURSE CONTENT

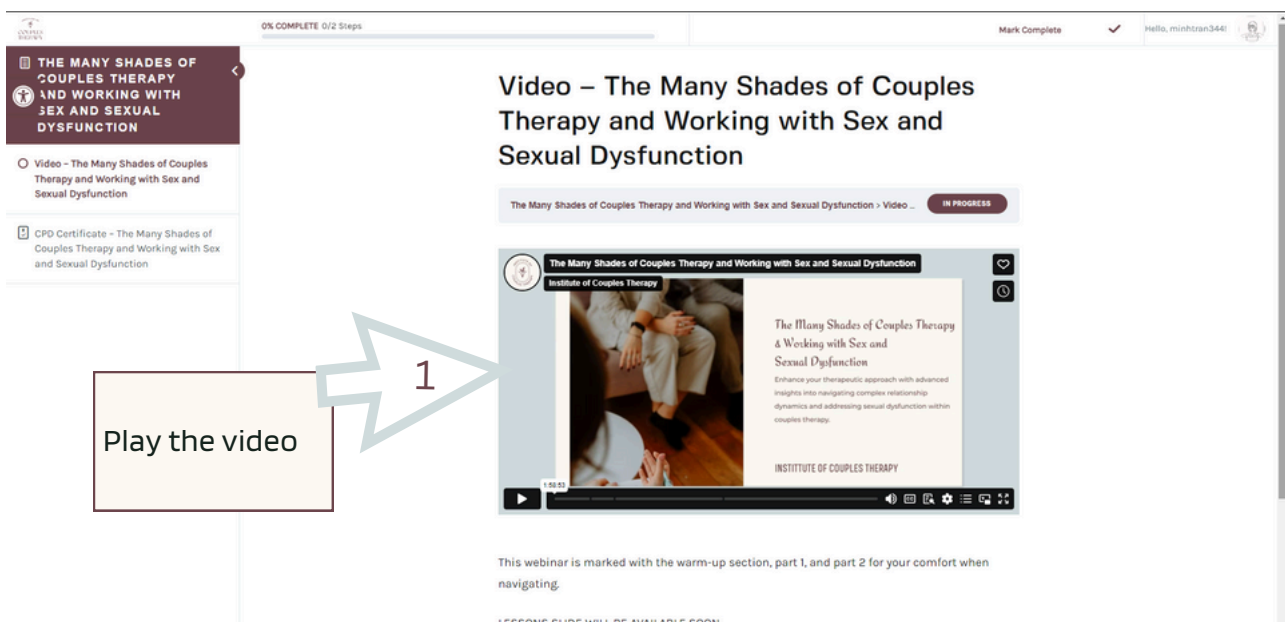
- Video - The Many Shades of Couples Therapy and Working with Sex and Sexual Dysfunction
- CPD Certificate - The Many Shades of Couples Therapy and Working with Sex and Sexual Dysfunction

Click here to access to the recorded webinar.

Step 2

Step 3: Complete the lesson

1. Play the video to view the webinar.
2. Learning materials are available to access underneath the video.



0% COMPLETE 0/2 Steps

Mark Complete ✓ Hello, minhtran344!

Video – The Many Shades of Couples Therapy and Working with Sex and Sexual Dysfunction

The Many Shades of Couples Therapy and Working with Sex and Sexual Dysfunction > Video ... IN PROGRESS

1

Play the video

The Many Shades of Couples Therapy and Working with Sex and Sexual Dysfunction

The Many Shades of Couples Therapy & Working with Sex and Sexual Dysfunction

Enhance your therapeutic approach with advanced insights into navigating complex relationship dynamics and addressing sexual dysfunction within couples therapy.

INSTITUTE OF COUPLES THERAPY

This webinar is marked with the warm-up section, part 1, and part 2 for your comfort when navigating.

LESSONS SLIDE WILL BE AVAILABLE SOON.


Step 3.1 & 3.2

3. Webinar is broken down into sections (if applicable) for your comfort when revisiting lessons. Hover on the **chapter icon** (third icon from the left) on interactive bar of video and select the part you want to review.



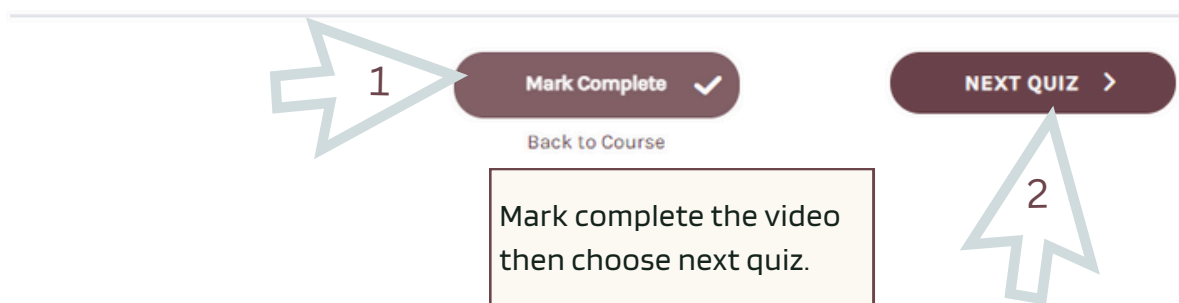
Step 3.3

4. Click on **"Mark Complete"** after finishing the lesson.
5. Click on **"Next Quiz"** to take a quiz test before achieving your certificate.



This webinar is marked with the warm-up section, part 1, and part 2 for your comfort when navigating.

LESSONS SLIDE WILL BE AVAILABLE SOON.



Step 3.4

Step 4: Take Quiz

1. Answer the question(s) in the prompting box.
 - a. **If you attended the live webinar, just type in “Attended Live”**
2. Click on **“Print Certificates”** when you are ready.

The screenshot shows a quiz interface. At the top, a progress bar indicates '50% COMPLETE 1/2 Steps'. A sidebar on the left lists the course title and two items: a video and a CPD Certificate. The main content area has a heading 'The Many Shades of Couples Therapy and Working with Sex and Sexual Dysfunction > CPD Certificate – The Ma...' and a prompt: 'Name three pieces of information that you learned from this webinar:'. Below the prompt is a text box containing three lines of text. A callout box with a blue arrow labeled '1' points to the text box. Another callout box with a blue arrow labeled '2' points to a 'Print Certificate' button in the bottom right corner. A text box with a blue border and a blue arrow labeled '1' contains the text: 'Complete the quiz, and then click on **print certificate.**'

Step 4.1 & 4.2

Step 5: Print Your CPD-Certified Certificate

Wait for your answer being recorded then click on **“Print Your Certificate”**

The screenshot shows the results page. At the top, a breadcrumb trail reads 'The Many Shades of Couples Therapy and Working with Sex and Sexual Dysfunction > CPD Certificate – The Ma...'. Below this, the word 'RESULTS' is displayed. Underneath, it says 'Your time: 00:07:49'. A large blue arrow labeled '1' points to a 'PRINT YOUR CERTIFICATE' button. Below this, there are two buttons: 'Restart Quiz' and 'Click Here to Continue'.

Step 5

Step 6: Download Your Certificate

Download the certificate to your local device.



Step 6

Congratulations!

Congratulations on completing your course with the Institute of Couples Therapy!

We're thrilled to support your continued growth and professional development.

Thank you for choosing the Institute of Couples Therapy to further your professional development. We're proud to support you on your journey toward becoming a more skilled and confident therapist. If you have any questions or need assistance, don't hesitate to reach out. We're here to help!

Keep an eye on your inbox for upcoming webinars and trainings—there's always more to learn and explore.

Warm regards,
The Institute of Couples Therapy Team

INSTITUTEOFCOUPLESTHERAPY.COM

Please contact us at info@instituteofcouplestherapy.com if you have any additional questions.