

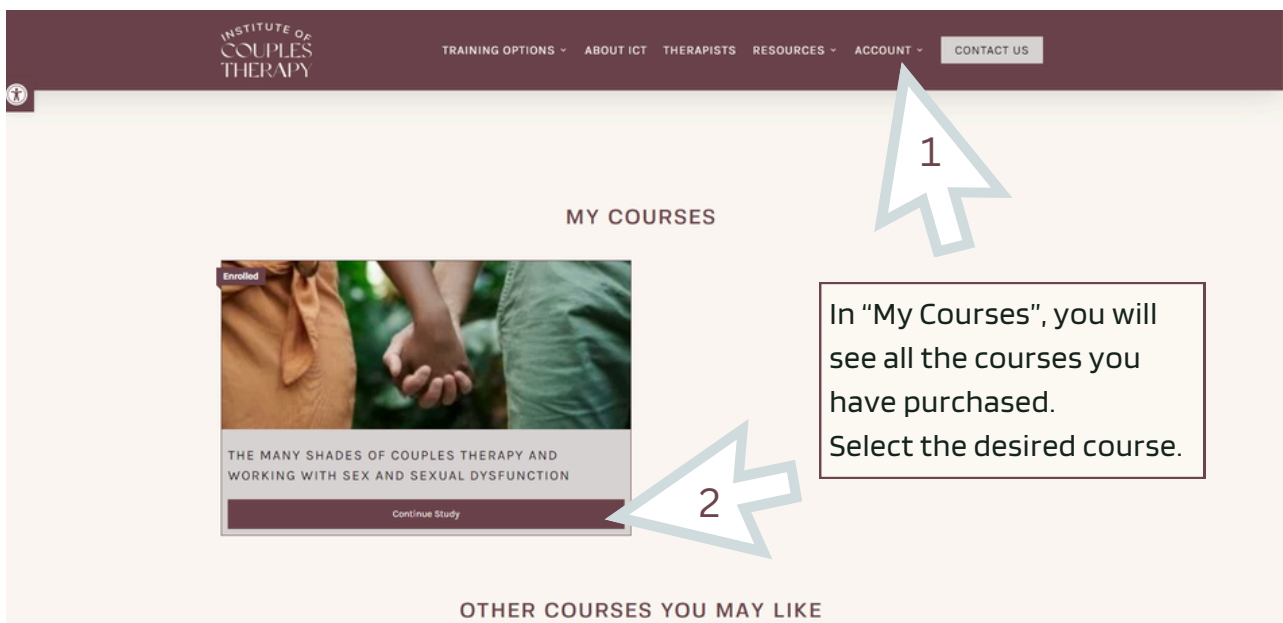


# Quick Guide: How To View Recorded Webinar & Download Your CPD Certificate from ICT

We're delighted you've completed one of our courses and are ready to receive your CPD certificate. Your dedication to expanding your professional skills is something we deeply value, and we're here to make the process of downloading your certificate as smooth and easy as possible. Follow the simple steps below to access your certificate and proudly showcase your achievement!

## Step 1: Access to the course

1. Click on **"My Course"** in the dropdown of **"Account"** on navigating bar.
2. Select the desired course you have purchased.



*Step 1.1 & 1.2*

## Step 2: Course Content

Click on the first bar **"Video"** to view the recorded version of the webinar.

INSTITUTE OF COUPLES THERAPY

TRAINING OPTIONS - ABOUT ICT THERAPISTS RESOURCES - ACCOUNT - CONTACT US

## The Many Shades of Couples Therapy and Working with Sex and Sexual Dysfunction

0% COMPLETE Last activity on September 10, 2024 7:53 pm

COURSE CONTENT

- Video - The Many Shades of Couples Therapy and Working with Sex and Sexual Dysfunction
- CPD Certificate - The Many Shades of Couples Therapy and Working with Sex and Sexual Dysfunction

Click here to access to the recorded webinar.

Step 2

### Step 3: Complete the lesson

1. Play the video to view the webinar.
2. Learning materials are available to access underneath the video.

0% COMPLETE 0/2 Steps

Mark Complete ✓ Hello, minhtran344!

### Video – The Many Shades of Couples Therapy and Working with Sex and Sexual Dysfunction

The Many Shades of Couples Therapy and Working with Sex and Sexual Dysfunction > Video ... IN PROGRESS

**Play the video**

This webinar is marked with the warm-up section, part 1, and part 2 for your comfort when navigating.

LESSONS SLIDE WILL BE AVAILABLE SOON.

Step 3.1 & 3.2


3. Webinar is broken down into sections (if applicable) for your comfort when revisiting lessons. Hover on the **chapter icon** (third icon from the left) on interactive bar of video and select the part you want to review.



Select the part of video you want to review.

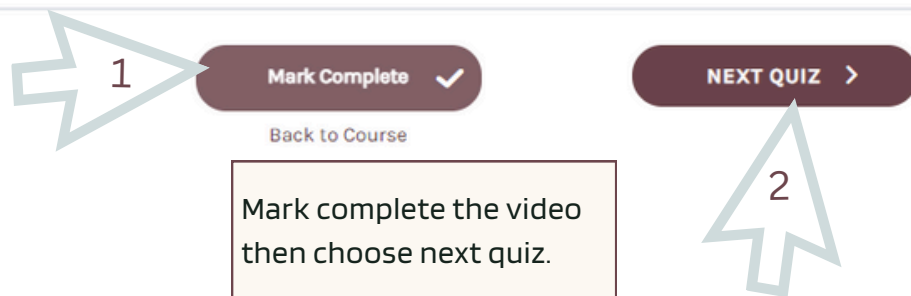
Step 3.3

4. Click on **"Mark Complete"** after finishing the lesson.
5. Click on **"Next Quiz"** to take a quiz test before achieving your certificate.



This webinar is marked with the warm-up section, part 1, and part 2 for your comfort when navigating.

LESSONS SLIDE WILL BE AVAILABLE SOON.



Step 3.4

## Step 4: Take Quiz

1. Answer the question(s) in the prompting box.
2. Click on **"Print Certificates"** when you are ready.

The screenshot shows a quiz interface. At the top, there is a progress bar indicating "50% COMPLETE 1/2 Steps" and a button for "PREVIOUS MODULE". On the left, a sidebar lists the course content, including "THE MANY SHADES OF COUPLES THERAPY AND WORKING WITH SEX AND SEXUAL DYSFUNCTION" and "CPD Certificate - The Many Shades of Couples Therapy and Working with Sex and Sexual Dysfunction". The main content area displays a question: "Name three pieces of information that you learned from this webinar:". Below the question, there is a text box containing the answer: "I learned how different attachment styles and character structures can either foster or hinder relationship dynamics, and how to approach each situation with appropriate therapeutic strategies, particularly when good faith is absent. The webinar provided valuable tools for working with sexual dysfunction, particularly how these issues are often rooted in deeper fears of intimacy and disempowerment within the relationship dynamic. As therapists, our role isn't always to 'fix' a broken relationship, but rather to guide individuals toward healing and help them understand why they react the way they do and what factors drive those reactions." To the right of the text box is a "Print Certificate" button. A callout box with the number "1" points to the question, and another callout box with the number "2" points to the "Print Certificate" button. A text box in the center of the screenshot reads: "Complete the quiz, and then click on **print certificate**."

Step 4.1 & 4.2

## Step 5: Print Your CPD-Certified Certificate

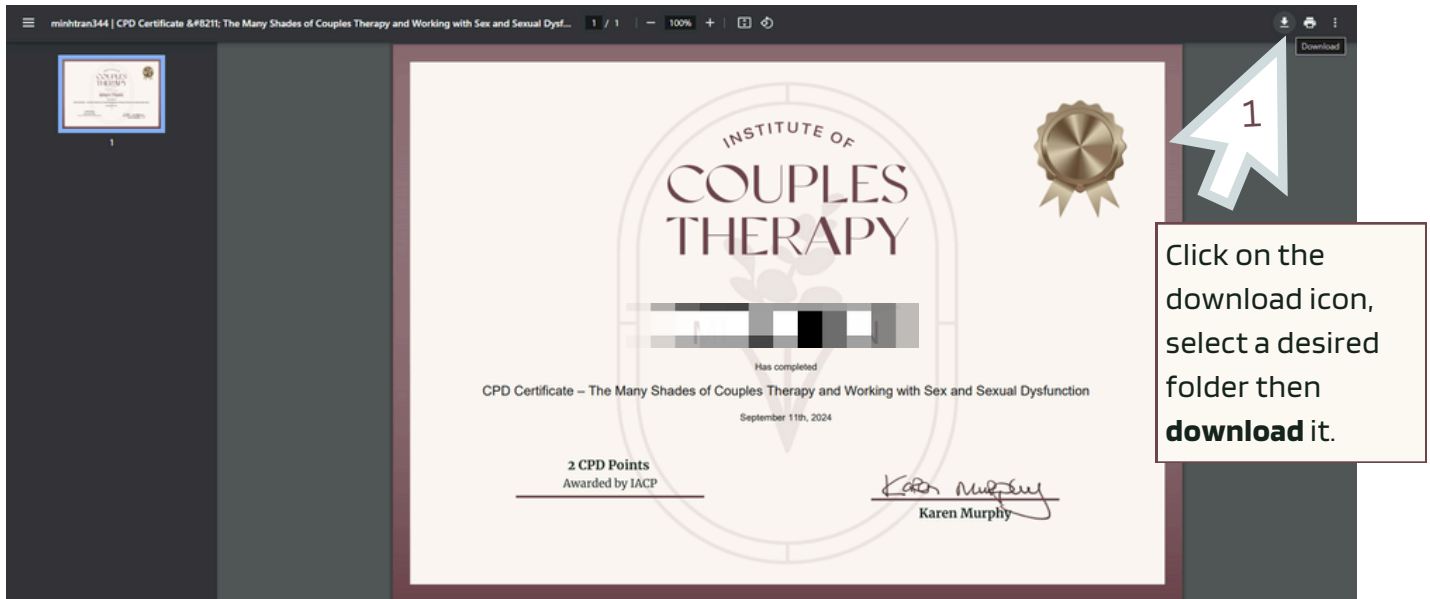
Wait for your answer being recorded then click on **"Print Your Certificate"**

The screenshot shows the "RESULTS" page. At the top, there is a breadcrumb trail: "The Many Shades of Couples Therapy and Working with Sex and Sexual Dysfunction > CPD Certificate - The Ma...". Below this, the word "RESULTS" is displayed in a large, bold font. Underneath, it says "Your time: 00:07:49". A large callout box with the number "1" points to a prominent "PRINT YOUR CERTIFICATE" button. Below this button, there are two other buttons: "Restart Quiz" and "Click Here to Continue".

Step 5

## Step 6: Download Your Certificate

Download the certificate to your local device.



Step 6

# Congratulations!

**Congratulations on completing your course with the Institute of Couples Therapy!**

We're thrilled to support your continued growth and professional development.

Thank you for choosing the Institute of Couples Therapy to further your professional development. We're proud to support you on your journey toward becoming a more skilled and confident therapist. If you have any questions or need assistance, don't hesitate to reach out. We're here to help!

Keep an eye on your inbox for upcoming webinars and trainings—there's always more to learn and explore.

**Warm regards,**  
**The Institute of Couples Therapy Team**

INSTITUTEOFCOUPLESTHERAPY.COM

Please contact us at [info@instituteofcouplestherapy.com](mailto:info@instituteofcouplestherapy.com) if you have any additional questions.